

Data Trak II



The Data Trak II provides a cost effective RFID solution for datacenters and other environments that require a tag with the ability to be read on and off metal.

It can be used for applications like logistics, warehousing, IT and financial services where cost and versatility is at a premium.



Multi-Surface
on/off metal



Superior read range



High performance
yet cost-effective



Optimized size-to
performance ratio



Various easily
mounting systems



Performance Characteristics

Read range (On metal) ¹	Up to 14.8 ft (4.5 m)
Read range (Off metal) ¹	Up to 8.2 ft (2.5 m)
Polarization	Linear
Attachment	Adhesive; ø 0.1 in (2.6 mm) tethering hole

1. Fix reader

Functional Specifications

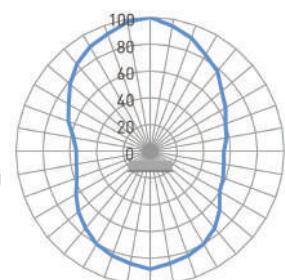
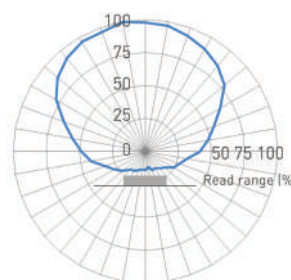
RF protocol	EPC global Class 1 Gen2
Frequency	902-928 (US) ; 865-868 (EU)
IC type (chip) ¹	Impinj M4E
Memory	496-EPC bits, 48-bit unique TID, 128-bit user memory
Material	Industry grade polymer

1. The chip data retention is up to 50 years, based on chip operating under general environment conditions.

Radiation Pattern

On-metal

Off-metal



- Datacenters
- IT Asset Management
- Manufacturing WIP
- Automated Inventory

[LEARN MORE >](#)

Environmental Specifications

Operational temperature	-40°C to +85°C
Survival temperature	-40°C to +85°C
IP rating	IP54
Compression strength	14.5 psi (100 kPa)
Shock (drop)	3 ft (1 m) to concrete/granite
Vibration	MIL-STD-810G

Industry Compliance

RoHS	EU Directive 2011/65/EU
CE	Yes
ATEX/IECEX	Compliant
Warranty	1 year

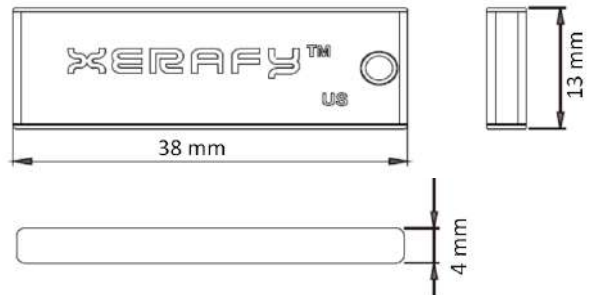
Order Information

X0330-US011-H3	Data Trak II US
X0330-EU011-H3	Data Trak II EU
Optional service	Encoding / Printing



Product Dimensions and Weight

Dimensions (in)	1.50 x 0.51 x 0.16
Tolerance	+/- 0.02
Dimensions (mm)	38 x 13 x 4
Tolerance	+/- 0.5
Rivet hole diameter	0.1 in +/-0.008 (2.6 mm +/-0.2)
Weight	0.08 oz (2.3 g)



Installation Instructions

Instructions for optimal performances:

1. Clean the surface using Isopropyl alcohol, alcohol pad or equivalent solvent to ensure surface is free from dirt, dust, oil and misc, debris that may affect adhesion.
2. Handle the tag by edges, peel release liner from back ensuring not to touch the adhesive.
3. Place the tag in desired tagging location and firmly apply even pressure to the tag for 5 seconds.
4. Do not disturb newly mounted tag for at least 15 minutes to ensure proper adhesive seating.

About Xerafy

Xerafy designs and manufactures the world's toughest RFID tags to power Industrial IoT applications in Aerospace, Oil & Gas, Automotive, Healthcare and Manufacturing.

For Product inquiries: sales@xerafy.com
Singapore | China | US | UK

GO TO WEBSITE >