

## Slim Trak



Xerafy Slim Trak is a versatile, low cost, global frequency RFID metal tag that is ideal for asset management requiring a slim profile tag and high performance reads for indoor and outdoor use. Designed with source tagging in mind, the Slim Trak can be integrated into the recess of metal assets without compromising on performance.



Small size



Multi-Surface  
on/off metal



Low profile and  
cost effective



Global frequency



Hi-Temp



### Performance Characteristics

Read range (On metal) <sup>1</sup>	Up to 6.5 ft (2 m)
Read range (Off metal) <sup>1</sup>	Up to 4.9 ft (1.5 m)
Polarization	Linear
Attachment	TESA 51972 Adhesive; epoxy (optional)

1. Fix reader

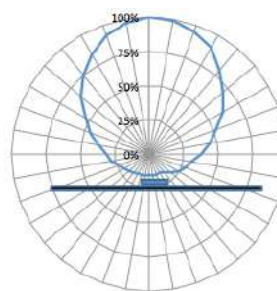
### Functional Specifications

RF protocol	EPC global Class 1 Gen2
Frequency	866-928 (Global)
IC type (chip) <sup>1</sup>	Alien Higgs-H3
Memory	96-EPC bits, 64-bit unique TID, 512-bit user memory
Material	RF4

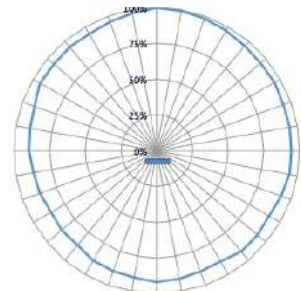
1. The chip data retention is up to 50 years, based on chip operating under general environment conditions.

### Radiation Pattern

On-metal



Off-metal



- MRO Tool Tracking
- IT Asset Management
- Military Asset & weapon Tracking

[LEARN MORE >](#)

### Environmental Specifications

Operational temperature	-40°C to +85°C
Survival temperature	-40°C to +150°C
IP rating	IP68
Compression strength	14.5 psi (100 kPa)
Impact	3 ft (1 m) to concrete/granite
Vibration	MIL-STD-810G

### Industry Compliance

RoHS	EU Directive 2011/65/EU
CE	Yes
ATEX/IECEX	Compliant
Warranty	1 year


### Order Information

X0320-GL001-H3	SlimTrak
Optional service	Encoding / Silk Screen



### Product Dimensions and Weight

Dimensions (in)	2.22 x 0.234 x 0.0512
Tolerance	+/- 0.01
Dimensions (mm)	56.5 x 5.95 x 1.3
Tolerance	+/- 0.15
Weight	0.035 oz (1 g)



### Installation Instructions

Instructions for optimal performances:

1. Clean the surface using Isopropyl alcohol, alcohol pad or equivalent solvent to ensure surface is free from dirt, dust, oil and misc, debris that may affect adhesion.
2. Handle the tag by edges, peel release liner from back ensuring not to touch the adhesive.
3. Place the tag in desired tagging location and firmly apply even pressure to the tag for 5 seconds.
4. Do not disturb newly mounted tag for at least 15 minutes to ensure proper adhesive seating.

#### About Xerafy

Xerafy designs and manufactures the world's toughest RFID tags to power Industrial IoT applications in Aerospace, Oil & Gas, Automotive, Healthcare and Manufacturing.

For Product inquiries: [sales@xerafy.com](mailto:sales@xerafy.com)  
Singapore | China | US | UK

[GO TO WEBSITE >](#)